











GreenBiz®

RENEWABLE ENERGY DEAL TRACKER

Below are ten of the largest corporate renewable energy deals that disclosed during the third quarter of 2019.

DATE	COMPANY	CAPACITY (MW)	RESOURCE	LOCATION	# OF PROJECTS	DEAL TYPE*	TERM/YEARS
September 19		1600	Solar & Wind	North Carolina, South Carolina, Texas & more	18	Multiple Agreements	Various
September 20		960	Solar & Wind	Oklahoma, undisclosed	2	VPPAs	Undisclosed
September 19		320	Solar & Wind	Oklahoma, Texas	2	VPPAs	Undisclosed
September 24		230	Solar & Wind	Texas	2	PPA	Undisclosed
September 3		199.76	Wind	Texas	1	PPA	Undisclosed
September 19		197	Solar	Utah & Texas	2	Direct investments	N/A
September 18		175	Solar	Virginia	1	PPA	15 years
September 19		173.3	Wind	Texas	1	VPPA	12 years
July 31		150	Solar	Arizona	1	PPA	20 years
October 4		109	Solar	Texas	1	PPA	12 years
	TOTAL	4114.06 MW	Source: GreenBiz research/Corporate disclosures				

* PPA = power purchase agreement
VPPA = virtual power purchase agreement