






GreenBiz®

RENEWABLE ENERGY DEAL TRACKER (Q2)

Below are the biggest corporate renewable energy deals, shown in megawatts, that companies announced during the second quarter of 2018.

| DATE | COMPANY | CAPACITY (MW) | RESOURCE | LOCATION | PROJECT OWNER | DEAL TYPE* | TERM/YEARS |
|----------|--|---------------|--|--------------|--|------------------|---|
| June 15 |  AT&T | 300 | Wind | Texas | NextEra Energy (Contract covers two farms) | VPPA | Not Disclosed |
| May 23 |  | 294 | Wind | Norway | Luxcara (Contract covers three wind farms) | PPA | Not Disclosed |
| April 9 |     | 177 | Solar | Georgia | Georgia Power (with developers NextEra Energy and Origis Energy) | Utility Program | Lengths vary, starting at 10 and up |
| April 18 |  | 150 | Wind | South Dakota | Geronimo Energy | PPA | Not Disclosed |
| April 18 |  | 150 | Wind | South Dakota | Engie | PPA | Not Disclosed |
| April 19 |  | 100 | Solar | Nevada | Invenergy | PPA | Not Disclosed |
| April 9 |  | 100 | Wind | Illinois | Enel Green Power North America | PPA | Not Disclosed |
| April 4 |  | 100 | Wind | Texas | Invenergy | VPPA | Not Disclosed |
| April 17 |  | 60 | Wind | Texas | Invenergy | VPPA | Not Disclosed |
| June 6 |  | 25 | Solar | Texas | NRG / Cypress Creek Renewables | Fixed Price Plan | 10 |
| April 9 | Bloomberg | 17 | Wind | Illinois | Enel Green Power North America | PPA | 15 |
| | TOTAL | 1,473 | Source: GreenBiz research/Rocky Mountain Institute Business Renewables Center/Corporate disclosures | | | | |

* PPA = power purchase agreement
VPPA = virtual power purchase agreement
APA = asset purchase agreement